

# Left out

How Political Ideology Affects  
Support for Displaced Migrants in  
Colombia

Maggie Peters

with Alisha Holland &  
Yang-Yang Zhou

September 10, 2020



# Citizenship ceremony



# Venezuelans in Colombia

# Do our theories translate to the developing world?

## **Economic theories**

Labor market

Fiscal burden

Sociotropic

## **Culture**

Nativism

Education inculcates tolerance

Contact

Past history of migration



# Ideology

# Why ideology matters

Left-Right civil conflict in Colombia for 50+ years

Venezuelans very similar to Colombians

Migrants can vote in local elections

Venezuelans seen as leftists, most Colombians support the right

Colombian views shaped by politicians and media

# Hypotheses

Colombians will favor right-wing migrants

Preference for same partisans

Partisan concerns will affect support for openness

# Empirical Strategy

Survey of  $\approx 1,000$  Colombians &  $\approx 1,600$  Venezuelans

Cali and Cúcuta, Colombia

Fall 2019

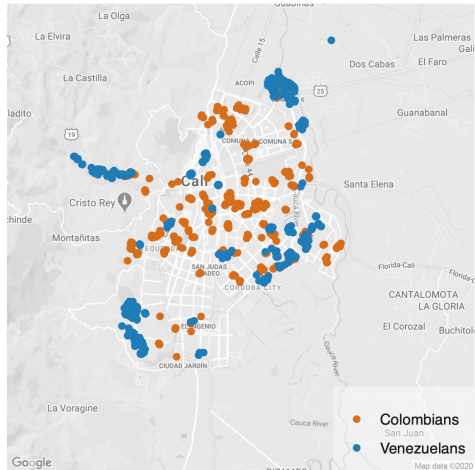
Observational questions

Conjoint

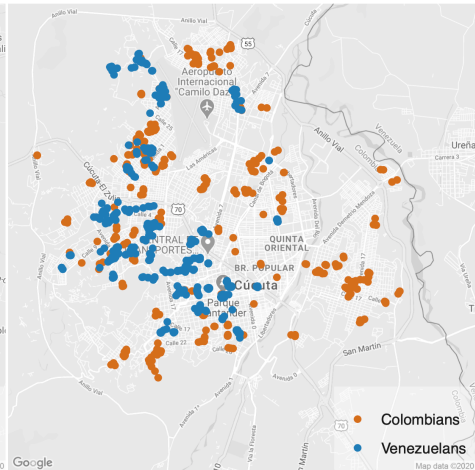


# Survey Sample

## Cali



## Cúcuta

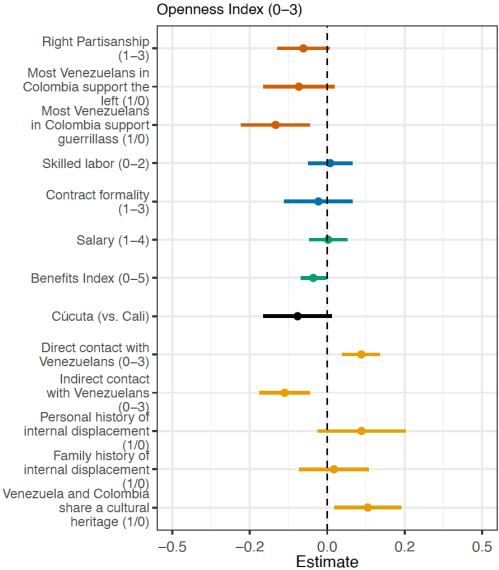


# Widespread Misperceptions

	% of Colombians who believe that the <i>majority</i> of Venezuelan migrants	% of Venezuelan migrants
Support the left	40% ( $\pm 2.4$ )	12.1% ( $\pm 1.2$ )
Support Maduro	23.6% ( $\pm 1.9$ )	0.1% ( $\pm 0.1$ )
Can vote in national elections	37.4% ( $\pm 2.2$ )	0%
Can vote in local elections	29.5% ( $\pm 2.1$ )	1.4% ( $\pm 0.4$ )
Received vote-buy offers from Colombian politicians	55.5% ( $\pm 3.4$ )	3.7% ( $\pm 0.7$ )
Support guerrillas	46.1% ( $\pm 2.4$ )	We did not ask this question, but 0.7% ( $\pm 0.3$ ) had a family member approached by guerrillas for recruitment
Have criminal ties to gangs	78.5% ( $\pm 1.8$ )	We did not ask this question, but 0.5% ( $\pm 0.3$ ) had a family member approached by a gang for recruitment

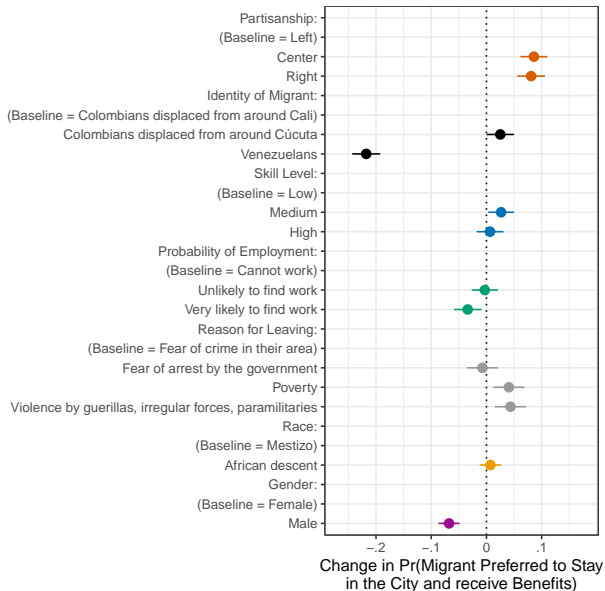
Table 1: Comparing Colombians' beliefs about Venezuelan migrants' political views with Venezuelan migrants' self-reported views. Margins of error in parentheses.

# Observational Support for Openness

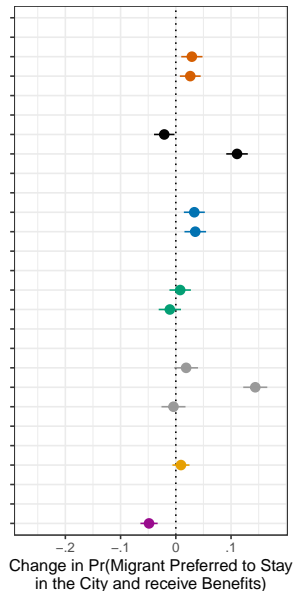


# Conjoint

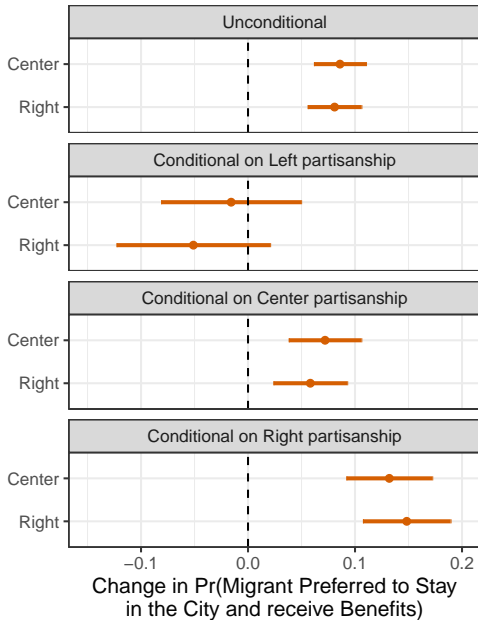
Colombian respondents




Venezuelan respondents



## Colombian respondents

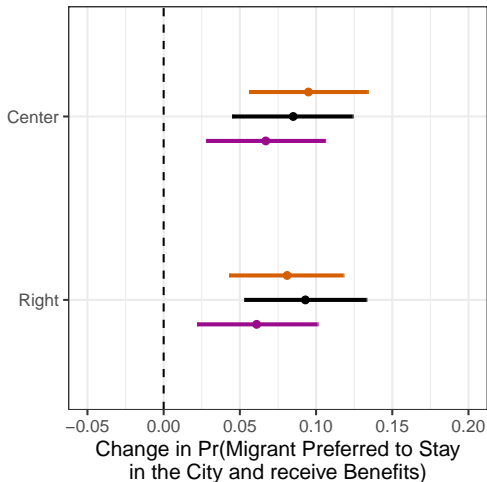


## Venezuelan respondents

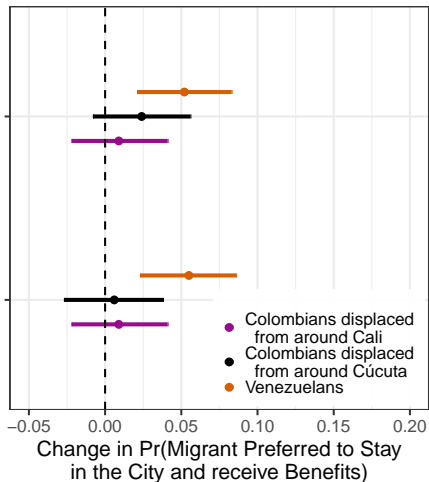


# Partisanship x Home Region of Migrant

Colombian respondents



Venezuelan respondents



# Conclusion

Political cleavages can “imprint” onto immigrants

Role of misperceptions and political stereotypes

Instrumental creation of identity

Need for more research in the Global South